

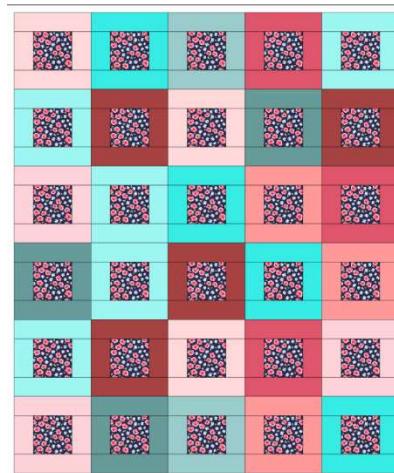


## Boxes

finishes 40 x 48


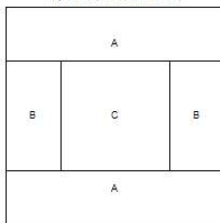
This quilt is scrappy. Yardage will match this list only if you copy the pattern exactly and that isn't important. We had a pretty print for squares and some harmonizing small scraps for frames

Fabric width 44-45 inches	Number of patches	Yardage estimate
	12	1/4
	30	1/2
	16	1/4
	8	1/4
	12	1/4
	20	3/8
	16	1/4
	12	1/4
	12	1/4
	12	1/4

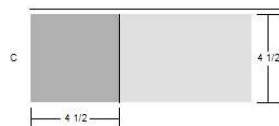
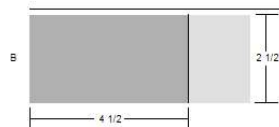


### Unnamed

Key Block (31/100 actual size)



### Cutting Diagrams



**Cut** each block like this illustration at left. We made all the squares the same fabric and varied the outer frames. You need 30 blocks.

**Sew** blocks: sew shorter rectangles to square – one on each side. Then sew longer rectangles to top and bottom.

Lay them out, look at them, and get them well distributed – not clumped like my illustration, This is very important with scrappy quilts.

Sew blocks in rows and then join the rows, matching seams.