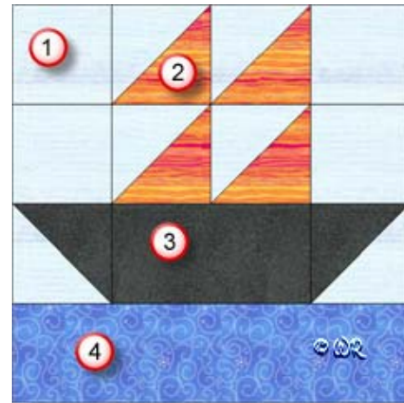








## Little Boat

8" finished quilt block

Fabric Placement



How-to Notes	
	Bisect square on one diagonal
	Bisect square on both diagonals
*All seam allowances are 1/4" unless noted otherwise	

<b>1</b>		<b>Background fabric - "Sky"</b> Cut 4 squares 2 1/2" Cut 3 squares 2 7/8" and bisect on one diagonal
<b>2</b>		<b>Fabric 2 - "Sails"</b> Cut 2 squares 2 7/8" and bisect on one diagonal
<b>3</b>		<b>Fabric 3 - "Boat"</b> Cut 1 square 2 7/8" and bisect on one diagonal Cut 1 rectangle 2 1/2" x 4 1/2"
<b>4</b>		<b>Fabric 4 - "Water"</b> Cut 1 rectangle 2 1/2" x 8 1/2"